



LZR®-H100

Opening & safety sensor for barriers



APPLICATIONS



TECHNOLOGY

Laser

CONFORMITY



DESCRIPTION

The **LZR®-H100** offers a real alternative to induction loops: time gain during installation, detection of all types of vehicles and greater adaptability. This laser sensor for rising barriers is used to open, secure and/or detect a presence. It offers great flexibility in defining the width and depth of the detection zones (max detection field of 9.9 m x 9.9 m).

VIDEO




Discover the product video on our youtube channel **BEA Sensors Europe**
<https://bit.ly/2PpiFmG>




Comfortable opening

All types of vehicles are detected in the opening field: passenger cars, electrical vehicles, vehicles made of composite materials, trucks with trailers...You can also define the vehicle's trajectory for targeted opening.



Pedestrian & cross-traffic filter

The barrier only opens when a vehicle is approaching. Pedestrians and parallel traffic in the opening field are screened.



Safety of its users

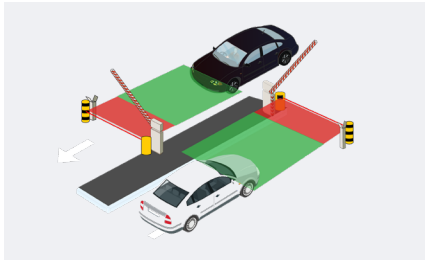
The **LZR®-H100** protects vehicles and people that are present in the safety field from contact with the boom (installation with reference point).



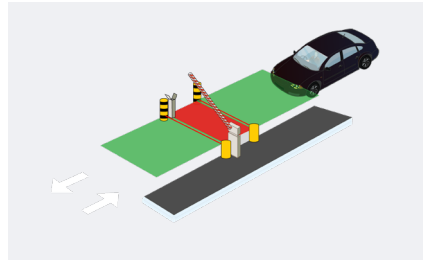
Easy installation

Installation of the product without any impact on the surrounding ground and unrestricted and easy definition of the detection fields.

APPLICATIONS



Double access lane



Single access lane

ACCESSORIES



LZR®-BA

Bracket Accessory for LZR range



LZR® HOUSING BRACKET

Housing bracket accessory

INSTALLATION

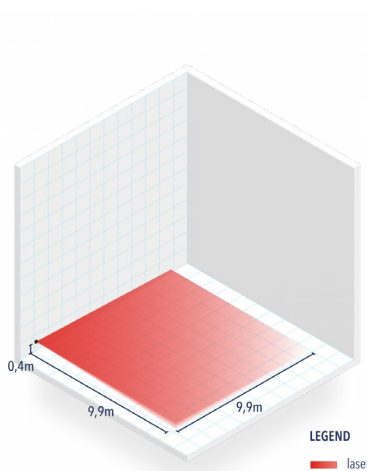
- Alternative to induction loops: installation and adjustment without heavy road works
- Unrestricted, easy configuration of the detection fields
- 3 visible laser beams to help positioning the detection areas
- The sensor can be mounted on the left or right of the barrier
- Automatic learning of the environment

TUTORIAL



Discover the product video on our youtube channel **BEA Sensors Europe**
<https://bit.ly/2QPrZEd>

TECHNICAL SPECIFICATIONS



Technology	LASER scanner, time-of-flight measurement
Max. detection range	9.9 m × 9.9 m
Emission characteristics	IR laser (CLASS 1): wavelength 905 nm; max. output pulse power 0.10mW Laser visible (CLASS 2): wavelength 635 nm; max. output CW power 0.95 mW
Supply voltage	10-35V DC @ sensor side
Power consumption	< 5 W
Response time	motion detection: typ. 200 ms (adjustable) presence detection: typ. 20 ms; max. 80 ms
Outputs	2 electronic relays (galvanic isolated - polarity free)
Input	1 optocoupler (galvanic isolated - polarity free)
Dimensions	125 mm (D) × 93 mm (W) × 70 mm (H) (with mounting bracket + 14 mm)
Material / Colour	PC/ASA / Black
Protection degree	IP65
Temperature range	-30°C to +60°C if powered; -10°C to +60°C unpowered
Humidity	0-95 % non-condensing
Vibrations	< 2 G
Pollution on front screens	max. 30%; homogenous
Conformity	EMC 2014/30/EU; LVD 2014/35/EU; RoHS 2 2011/65/EU; MD 2006/42/EC EN 61000-6-2; EN 61000-6-3; EN 60950-1; EN 60825-1; EN 50581; EN ISO 13849-1 (PI "d" CAT 2); EN 62061 (SIL 2); EN 61496-1 (Type 2); EN 12978; EN 12453 (Device E)

DISCLAIMER Information is supplied upon the condition that the persons receiving it will make their own determination as to its suitability for their purposes prior to use. In no event will BEA be responsible for damages of any nature whatsoever resulting from the use of or reliance upon information from this document or the products to which the information refers. BEA has the right without liability to change descriptions and specifications at any time.

WWW.BEASENSORS.COM



BEA s.a. / LIEGE Science Park / Allée des Noisetiers 5 / 4031 Angleur • BELGIUM
 T +32 (0)4 361 65 65 / F +32 (0)4 361 28 58 / E info-eu@beasensors.com

A Halma company