

Herkules 2E

Microwave motion detector for industrial doors

Practical, versatile, energy-efficient

- Quick response time and easy installation
- Two independent outputs offer maximum flexibility for every application
- Cross traffic optimisation and object detection enable significant energy savings

Herkules 2E

Microwave motion detector for industrial doors

Practical, versatile, energy-efficient

The Herkules 2E microwave motion detector for the activation of industrial doors is characterised by its outstanding functionality, user-friendliness and reliability.

Depending on the requirement or needs of the customer, the microwave detector detects, differentiates between or masks out people or vehicles and can switch the output relays separately, making the Herkules 2E a powerful all-rounder for a broad range of industrial door applications.



Benefits

Fast mounting and easy installation

- Quick and easy installation thanks to bi-directional remote control and user-friendly settings
- 6-wire cable and thicker wire gauge for easier installation
- 10 m cable for maximum installation flexibility
- Mounting height range of 2 to 7 m covered by one detector (no need for multiple detectors at different heights)

Maximum flexibility for any application

- Two independent programmable outputs for endless application scenarios
- Operating temperature range of -30°C to $+60^{\circ}\text{C}$
- Robust aluminium housing offers IP65 protection

Intelligent, energy-efficient control


- Differentiation between pedestrian and/or vehicle traffic
- Direction recognition
- Cross traffic optimisation prevents unwanted opening
- Pulse on exit function enables industrial doors to be closed early



Pulse on exit function

This function signals the industrial door to close after the activation field is cleared and vehicles leave.

The shorter door opening time helps to reduce energy requirements in heated or air-conditioned buildings.



Accessories



The RegloBeam 2 bidirectional remote control allows the Herkules 2E to be configured quickly and conveniently from ground level. Every single parameter can be adapted to the particular situation.




Applications

Situation

Activation of sectional doors

Solution and benefits

- Optimum traffic flow thanks to reliable activation of the industrial door controller
- Direction recognition means the industrial door only remains open for as long as is necessary
- Cross traffic optimisation prevents unintentional opening of the industrial door
- Reduced door opening times reduce energy requirements in buildings

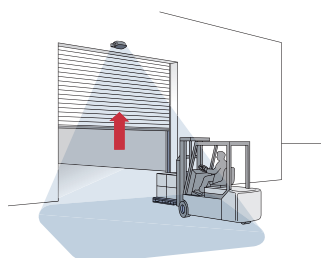


Situation

Use on roller or high-speed door in logistics areas

Solution and benefits

- Early-stage opening simply by selecting one of five possible field sizes and rapid detection of people/vehicles
- Optimum goods flow thanks to early-stage detection and immediate opening
- Low and wide industrial doors profit from the flexible settings for ideal activation

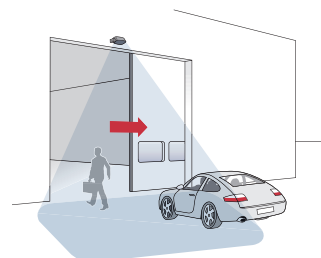


Situation

Activation of sliding doors for people and vehicles

Solution and benefits

- Differentiation with separate outputs for intelligent activation
- The industrial door does not open completely when people are detected
- The half-opening of the door helps to save energy

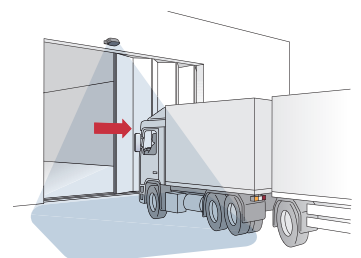


Situation

Delivery at folding door with truck

Solution and benefits

- Ideal for use on wide or tall industrial doors
- Reliable detection due to flexible adjustments to the microwave field
- No need for the driver to get out
- Optimum traffic flow thanks to early-stage detection and immediate opening



Technical data

Mechanical data

Mounting height	2.0 to 7.0 m
Connection type	Cable 10 m, 6 x AWG24 (0.2 mm ²)
Housing material	Black anodised aluminium, Polycarbonate cover
Dimensions	134 x 82 x 75 mm
Weight	820 g incl. cable

Technological data

Technology	Doppler radar with planar module
Transmission frequency	24.05–24.25 GHz
Output	< 20 dBm
Max. detection velocity	25 km/h for vehicles

Electrical data

Operating voltage	12–36 V DC 12–28 V AC, 45–65 Hz
Operating current	Max. 75 mA
Outputs	Relay
Switching voltage	Max. 48 V AC/DC
Switching current	Max. 0.5 A AC/DC

Ambient conditions

Protection class (EN 60529)	IP65
Temperature range	–30°C to +60°C
Air humidity	0% to 95% relative, without condensation

Standards

Certifications	FCC / IC / CE
----------------	---------------

Note

Technical details and recommendations concerning our products are based on experience and are an aid for the orientation of the user. Details stated in our brochures and data sheets do not guarantee special properties of the products. This does not apply to special product properties confirmed by us in writing or individually. Subject to technical alterations.

Ordering information

Article no.	Description
350849	Herkules 2E Microwave motion detector for industrial doors



Accessories	
357649	Herkules 2E Holder as spare part



292393	RegloBeam 2 Bidirectional remote control
---------------	--




Supplementary products

ExpertSystem XL Modular pressure-sensitive edge system for door applications



ClickLine Electric pressure-sensitive edge, rubber profiles with click-fit foot
--



CoverLine Electric pressure-sensitive edge, rubber profiles for clicking in at the side
--



BBC Bircher Smart Access

Wiesengasse 20
8222 Beringen
Switzerland
Tel. +41 52 687 11 11
info@bircher.com
www.bircher.com