

LBGate TB18 / R18 **LBGate R25 / R25.D**

Thru-beam light barrier,
reflection light barrier with reflector

Simple, reliable, discreet

- High level of user-friendliness by simple adjustment and alignment
- Robust, waterproof housing
- Good optical properties in spite of compact housing dimensions
- Insensitive to extraneous light



LBGate

Thru-beam and reflection light barriers

Basic light barriers for detecting people, objects and vehicles

The LBGate can be used in a wide variety of applications and offers reliable protection up to a range of 30 m. The compact thru-beam light barrier system LBGate TB18 stands out with repeatable switching points and high operating reserves. The reflection light barriers LBGate R18 and LBGate R25 operate with polarised reflectors, which means only one device requires electrical connection and installation. All these principles also detect shiny and reflective objects.

Compact design

The small sensors can easily be integrated into door frames and are easy to install.

Integrated electronics save space and complexity

The electronics are completely integrated into the light barrier. No external booster electronics are required.



Benefits for you

Easy mounting

- Easy to mount and adjust with the associated mounting bracket

Rapid start-up

- Aligning the transmitter could not be easier: The visible LED display on the receiver lights up as soon as the light emitted by the transmitter is received

Safety by testing

- The function test of the light barrier can be carried out without a switching unit, simply by switching off the operating voltage of the transmitter

Matching variants for each control

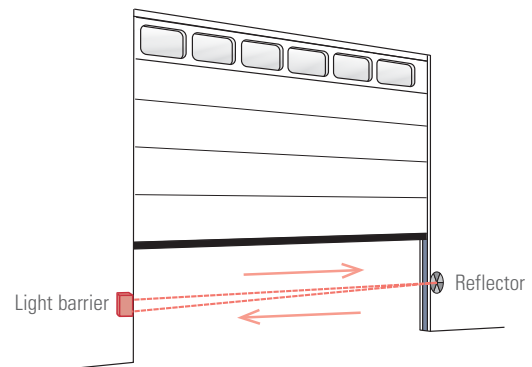
- Variants with sealed-in cable (LBGate 18) and with large terminal compartment (LBGate 25)

Robust and reliable

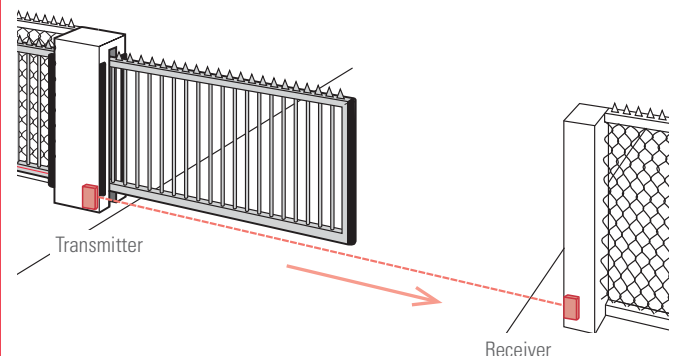
- Outstanding detection of shiny and reflective objects using the polarising principle

Functional principle

Reflection light barrier



Thru-beam light barrier






Fixing bracket and reflector


Using a fixing bracket, LBGate can be neatly mounted in many positions. The triple reflector, consisting of many individual pyramid-shaped reflectors, rotates the polarisation plane through 90° for safer accurate operation.



Fixing bracket



Reflectors



Safe in every application

Situation

Primary closing edge of the vertical closing door

Solution

- The light barrier prevents the door from closing early, and thus colliding with people or vehicles

Benefits

- "Invisible" protective device
- The door is held open during activation



Situation

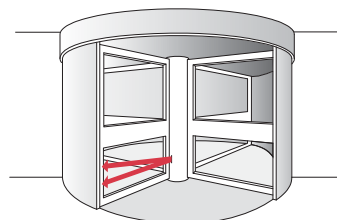
Lower door panel of the revolving door

Solution

- Protection of the door panel and heel protection

Benefits

- People are detected quickly and without contact
- "Invisible" heel protection



Situation

Activation of escalators

Solution

- The light barrier detects people and triggers the restart

Benefits

- The escalator only runs when people are present, which saves energy
- Thanks to its compact dimensions, the light barrier forms part of the overall system



Situation

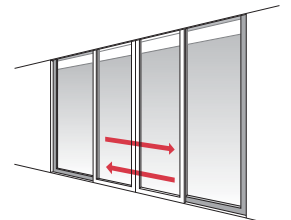
Primary closing edge of the sliding door

Solution

- Protection of the primary closing edge of sliding doors

Benefits

- Simple point and precise protection
- Space-saving solution



Ordering information

Article no.	Description	
316762	LBGate R18 Reflection light barrier with reflector LBGate REF84 and fixing bracket	
316763	LBGate TB18 Thru-beam light barrier with fixing bracket	
212063	LBGate R25 Reflection light barrier, bright switching with reflector LBGate REF84 Note: fixing bracket must be ordered separately	
212064	LBGate R25.D Reflection light barrier, dark switching with reflector LBGate REF84 Note: fixing bracket must be ordered separately	
212121	LBGate REF84 Reflector (polarised), round, Ø 84 mm	
212120	LBGate REF46 Reflector (polarised), round, Ø 46 mm	
212109	LBGate HW25 Fixing bracket for LBGate R25	

Supplementary products

Activation of automatic gates

Loop detector ProLoop2



Closing edge protection

Safety edges ClickLine and CoverLine with signal transmission / switching unit RFGate



Technical data

Mechanical data

Housing material	R18 PC TB18 PC R25 ABS
Weight	R18 154 g TB18 247 g R25 101 g
Dimensions	R18 62 x 35 x 18 mm TB18 62 x 35 x 18 mm R25 90 x 66 x 26 mm
Connection type	R18 Cable 2 m TB18 Cable 2 m R25 Terminals

Technology data

Technology	Red light
Beams	1
Aperture angle	R18 3° TB18 0.5°/1.5° R25 ±1°
Operating range (double signal reserve)	R18 9 m TB18 30 m R25 10.5 m
Response time	R18 25 ms TB18 25 ms R25 50 ms

Electrical data

Supply voltage	R18 24–240 VAC, 12–240 VDC TB18 24–240 VAC, 12–240 VDC R25 24–230 VACDC
Power consumption	R18 < 2 VA TB18 < 1 VA + < 1 VA R25 0.2 W at 24 VDC 1.8 VA at 230 VAC
Output	Relay, changeover contact
Switching voltage	R18 240 VAC TB18 250 VAC R25 230 VAC
Switching current	R18 < 3 A TB18 < 3 A R25 < 2 A

Ambient conditions

Protection class	IP 67
Operating temperature	R18/TB18 –25°C to +55°C R25 –20°C to +60°C

Standards

Electr. safety	EN 60947-5-2
Electrical isolation	EN 62103

Note

Technical details and recommendations concerning our products are based on experience and are an aid for the orientation of the user. Details stated in our brochures and data sheets do not guarantee special properties of the products. This does not apply to special product properties confirmed by us in writing or individually. Subject to technical alterations.

BBC Bircher Smart Access

Wiesengasse 20
8222 Beringen
Switzerland
Phone +41 52 687 11 11
info@bircher.com
www.bircher.com